



BIOGEOMETRY

FOUNDATION TRAINING

A modern Alchemy of Form
based on ancient wisdom,
for creating harmony and balance

A one week theory and hands-on practical
training comprising Levels 1,2 and 3

with Kris Attard, Certified BioGeometry Instructor

AWARENESS



WORKSHOPS



What is BIOGEOMETRY?

BioGeometry is a fascinating holistic science of energy. It enables us to understand life's phenomena in terms of subtle energy interactions, and more importantly, use this awareness and certain skills to create balance and harmony in all aspects of our life. This is achieved through the special use of shape, colour, angle, number layout and more. The methods are simple to do, yet highly potent in the results they achieve!

The aim in BioGeometry is to generate beneficial frequencies and qualities - the same as those found in sacred 'power spots' - and use them to restore balance and harmonise at all levels, from physical to spiritual.

BioGeometry has far-reaching applications ranging from personal growth, health and spirituality, to architecture and design, agriculture, mystical study and many other fields of life and work. The benefits that BioGeometry gives include health and well-being, helping to neutralizing the effects of electromagnetic radiation and other negative factors, harmonizing living / working spaces, and so on.

In today's increasingly stressful environments, the awareness and skills of BioGeometry offer proven effective solutions, that can have significant impact on your life and well-being on all levels.



*BioGeometry was founded by
Dr. Ibrahim Karim of Cairo*

HOW DID BIOGEOMETRY COME ABOUT?

BioGeometry was founded in 1984 by Dr. Ibrahim Karim of Cairo, architect, philosopher and author of *Back To A New Future for Mankind*. The result of decades of research, BioGeometry brings together ancient wisdom from the once secret temple sciences of Egypt with the research of the 20th century radiesthesiasts on shape-caused waves, and made into a practical discipline through modern scientific insight, a holistic worldview and the founder's own discoveries.

With BioGeometry, Dr. Karim has succeeded in de-mystifying metaphysical concepts and creating from them a practical science that promises major inroads not only for the individual who uses it, but also globally. All this thanks to its highly effective methods.

HOW DOES IT WORK?

We are all dynamic living energy systems, existing in the sea of vibrations that is our world. On invisible levels, our vital energies are in constant interaction with each other and with our environment, exchanging energy effects on all levels. These energy effects are crucial as they affect our health, quality of life, state of mind and level of consciousness. BioGeometry uses the subtle energy effects of geometric form, colour, angle, etc to introduce natural balance on all levels of being. The result is a powerful, interactive way of creating harmony in living things and spaces.


THE RESEARCH?

BioGeometry's effectiveness has been well proven in a number of research projects in different fields, including:

- successfully harmonising the detrimental effects of electromagnetic radiation in Switzerland, commissioned by the Swiss government and the results independently proven
- Hepatitis C Project at University of Cairo with startling results when compared to major pharmaceuticals
- agricultural research which demonstrates maximum results with minimum investment
- architectural projects in USA, Canada and the Middle East
- Dr Masaru Emoto of Japan demonstrated BioGeometry's harmonising effect on water crystals

BIOGEOMETRY

FOUNDATION TRAINING




This training consists of 3 levels taught together over six days in an immersive and enjoyable training experience, thanks to the fascination of the subject. Besides theory and slides, there is hands-on training in the techniques, including the physical method of radiesthesia; the use of BioGeometry tools and pendulums; measuring energy frequencies; detecting and balancing earth energy lines; balancing rooms and spaces; using Biosignatures to promote health; and so on. Detailed manuals are provided, including hundreds of exclusive Biosignature patterns in Level 3. BioGeometry pendulums will be available for sale during the training, and participants will have the option of buying other exclusive BioGeometry tools and items.

WHO IS IT FOR?

The training can be done by anybody. It will particularly appeal to holistic practitioners, healers, metaphysical students, architects, designers, landscapers, artists, Feng Shui consultants, farmers indeed anyone interested in understanding and affecting the invisible levels of life, for their well-being and those around them!

THE BENEFITS?



The first benefit is the expanded worldview which BioGeometry gives. Its concepts shed new light on life in terms of the vast interactions of energy and qualities, both at the tangible levels as well as the hidden subtle energy levels.

There are many practical applications.

- you can balance the energies in your home or office, for your benefit and those around you
 - minimize effects of electromagnetic radiation, geopathic stress and the other negative factors which assail us
 - help promote health and well-being with Biosignature patterns which assist the body's systems
 - create favourable conditions for plants, crops or animals
 - discern if something is suitable for you (or others) or not.
- Level 3 techniques are ideal for those in architecture, design or art, as they enable the creation of designs that emanate harmonious qualities, be it a house or a logo.

SOME PARTICIPANTS' COMMENTS FROM KRIS ATTARD'S BIOGEOMETRY TRAINING...

"A truly life-changing, eye-opening experience!" J. C, Banker Citibank

"Excellent and enriching is an understatement...my business work will be enriched!"
T.L, Business Broker

"The applications are astounding"
R.N, Farmer

"I really enjoyed the course and look forward to balancing my home, garden and treatment room."
J. S, BodyTalk System Practitioner

"This course was wow, went past my expectations and I can see it taking me a long way!"
M.C, BodyTalk System Practitioner

"I thoroughly enjoyed Kris's enthusiasm, knowledge and wisdom. BioGeometry has changed my life forever!"
A. G, Solutions Analyst

"What an incredible, mind-blowing experience. Thank you for bringing Dr.Karim's work and thousands of years of ancient knowledge and tools to us!"
S.J.F., Animal Communicator

"The knowledge, passion, sense of humour was uplifting. The 6 days went too fast – I loved it!!!"
Dr. M. L, Natural Therapist

"It created outstanding perspectives and great opportunities for me! Amazing scope for my work! Thank you!" S. L, BodyTalk Practitioner,



MORE INFORMATION

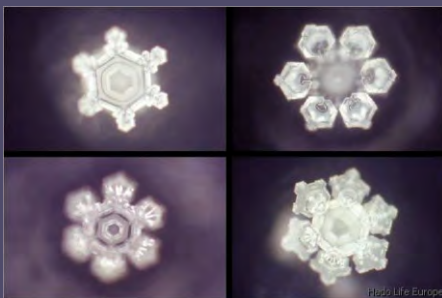
More detailed information on BioGeometry, its concepts, research projects and so on, can be found at www.biogeometry.com and www.awarenessworkshops.com



We highly recommend the first and only book on BioGeometry, BACK TO A FUTURE FOR MANKIND: BIOGEOMETRY by Dr. Ibrahim Karim. With introductory and advanced concepts, it is ideal reading before the training.

BIOGEOMETRY TOOLS

There are three essential tools needed to do this course: the BG16 pendulum emitter, the set of two Dial pendulums, and the Neutral pendulum. These can be purchased at the course. These powerful tools will enable you to do BioGeometry techniques and have specialised uses for everyday life.



BioGeometry treated water crystals from a study by Dr Masaru Emoto, author of MESSAGES FROM WATER.

SOME OF WHAT YOU WILL LEARN IN EACH LEVEL...

1

- INTRODUCTION TO BIOGEOMETRY

We begin with the fundamentals that enable us to work with BioGeometry and understand the subtle energy interactions around us, from healing processes to spiritual techniques. Some topics:-

- Ancient wisdom & modern science; the consciousness shift; science and spirituality
- The BioGeometry holistic worldview
- The Physics of Quality: nature of transcendental Quality
- The 12 qualities of the Energy Spectrum, and the three components of the harmonizing spiritual energy
- The Higher Harmonic of Gold
- The Higher Harmonic of Ultra-violet
- The Spiritual Carrier Wave.
- How to detect, generate and use the BG3 qualities.
- Tools of BioGeometry, from patterns to pendulums
- Shapes, patterns and numbers used in BioGeometry that harmonize and transmute energy.
- BG16/ IKUP /Djed-Wadj emitters
- Distance methods of harmonization
- Pythagoras, harmonics and ancient secret temple science
- From Neolithic dowsing to radiesthesia
- Fixed polarity emitters
- Energetic qualities of domes, pyramids and cones
- Use of pyramids and domes for spiritual and energy work; the secret adjustments to filter the energy
- The Pi ray and its ancient use for initiation
- Dr Ibrahim Karim's work in evolving BioGeometry as a modern science
- Various uses and research projects of BioGeometry.

Practicals include:- use of the neutral pendulum; detecting and working with our personal wavelength, testing food etc for affinity / compatibility; and more.

2

- ENERGY QUALITY MEASUREMENT AND BALANCING

In this Level we will learn hands-on techniques of physical radiesthesia, which enable you to detect and work with energies. We will also address some powerful BioGeometry solutions for everyday life. Topics include:-

- From ancient Radiesthesia to the European research in the early 1900s; shape-caused waves; work of Chaumery, Belizal, Enel, Turenne

- Detecting and measuring energy frequencies and utilising them in different ways; beneficial / detrimental energies;
- BioGeometry alchemy - protecting from detrimental energies by transmuting them.
- Detailed use of various pendulums including the BG16 its use with chakras, acupuncture points; the advanced Vertical & Horizontal pendulums; and others
- Egyptian scepters and Emitter Pendulums.
- The Energy Wheel for harmonising constellation dynamics; using Resonator forms
- Creating virtual centres and transcendental doorways; Energizing objects through the Centering technique
- Colour Energy Balancing technique to harmonize spaces
- Using the Turenne Rulers (supplied)
- Other techniques for harmonising your home
- Counteracting electro-magnetic radiation
- Detecting power spots, earth energy lines and grids, and how to transmute and work with them to your benefit

3

- PRINCIPLES OF DESIGN AND BIOSIGNATURES

Level 3 of the Foundation Training addresses two important subjects in the study of BioGeometry:

1. BIOSIGNATURES

You receive hundreds of patterns and charts to use for helping to balance yourself or others.

- What they are, how they work and their role
- Using Biosignatures & Bionumerals
- Finding the Biosignatures needed for an individual; distance methods of resonating them in the energy field.

2. BIOGEOMETRY DESIGN PRINCIPLES

One important aspect of BioGeometry is learning to generate harmonizing qualities within any design, be it a logo, product, house layout, garden, etc. Topics include:

- Techniques to create BG3 within a design
- Using the emitting BioGeometry numbers in design;
- Ancient sacred geometry; living temples
- Specific shapes / proportions used in sacred architecture

Practicals include: drawing Biogeometry designs and measuring the energy; designing a logo based on your name which emits the harmonizing energy; working with the energy of dolmens and pyramids and filtering the energy as the ancients did; and more!



“Every minute was amazing....I can honestly say this was the best training I have ever been on!”

- L.P, Reconnection Healing Practitioner

NOW IS THE TIME TO ATTAIN THIS POWERFUL AWARENESS

BioGeometry is rapidly growing around the world as people become more aware of its immense benefits for this modern age, where EMFs and other detrimental stressors have become part of our everyday life. BioGeometry offers easy yet powerful ways of harmonising yourself and your loved ones.

ONE EXAMPLE OF A BIOGEOMETRY SUCCESS

BioGeometry has been applied very successfully in many projects around the world, one example is Hemberg and Herschel in Switzerland where it was used to dramatically reverse the detrimental effects of electro-magnetic radiation being experienced in these villages, and the results were fully verified by an independent agency commissioned by the local government.

ADVANCED TRAINING

This Foundation Training is a stand alone training in which you will learn necessary skills for harmonising rooms, spaces, food and so on. However there is also the Advanced Training which you will be eligible to attend once you have done the Foundation.

Advanced will not only give you more tools and techniques but also expand the concepts behind BioGeometry.

YOUR INSTRUCTOR



Kris Attard is a personal development teacher from Malta who has been involved in the study of ancient wisdom and holistic science for many years. He is the first certified BioGeometry Instructor in Europe, having trained with and been personally certified by the founder of BioGeometry, Dr Ibrahim Karim in Cairo, Egypt. Kris has been teaching since 1995 and has conducted workshops in 17 countries on intuition, sacred geometry and related subjects. His clients have ranged from public to specialised groups including major businesses. He is also senior instructor of MindScape, a form of intuition training, a trained Feng Shui consultant and an Instructor of de Bono Six Thinking Hats. Kris' training background has included mind dynamics, gestalt psychotherapy, Systems Thinking, BodyTalk System energy medicine and spiritual and esoteric philosophies. He is the author of the MindScape Manual and is publishing research on sacred geometry, particularly with regards to the ancient Neolithic temples of the Maltese Islands, of which he has conducted extensive research.

AWARENESS



WORKSHOPS

KRIS ATTARD
Certified BioGeometry Instructor

Mobile: +356 9944 4106
hermetic222@gmail.com



www.biogeometry.com

www.biogeometryeurope.com

www.awarenessworkshops.com